



# Satin Moon Classes— Summer 2009

1689 Government Street, Victoria, BC  
(250) 383-4023 1-800-345-3811

[www.satin-moon.com](http://www.satin-moon.com)

## May

### #97 Art Quilt Appetizers 2

Susan Jones  
Friday May 1 OR Saturday May 2 10:00-3:00

Join Susan Jones for a new quilt art taste every hour—\$5.00 each session, or all day for \$25.00

Morning:	10:00-10:30	Lumiere paints
	10:45-11:15	Lutradur
	11:30-12:00	Foil
Afternoon:	1:00-1:30	Angelina fiber
	1:45-2:15	Paint sticks
	2:30-3:00	Painted fusible

**BEGINNER**

### #38 Beaded Posies—Positive/Negative Machine Appliqué

Anne Redding Cost: \$48 (1 session)  
Sunday May 3, 10:00 am—4:00 pm

Try a small wall hanging packed with pizzazz that is fun and easy to make. By the end of this class you will have a wall hanging ready to be embellished. During this class you will learn the positive/negative method of raw edge appliqué. Several methods of embellishing will be discussed and demonstrated.



**BEGINNER**

### #50 Stack & Whack

Denise Gunn Cost: \$96 plus supplies (4 sessions)  
Thursdays, May 7, 14, June 4 & 11, 9:00 am—12 noon

This is magic. Take almost any fabric, view in a folding mirror and see the amazing multitude of unbelievable blocks. This technique produces a Kaleidoscope pinwheel without templates or extensive planning. Stack & Whack will create exciting effects quickly and easily. Add sashing between the blocks and smaller pinwheels for the border to finish off the quilt. Then set them on point, or not, and complete a show stopper quilt. You will never look at fabric the same way. Jump on this magic carpet ride with Denise. Approx. size of class sample is 94" X 72". This is a great next step after Beginner's Quilting.

**INTERMEDIATE**

### #83 Stitch Work with Beads and Found Objects

Eileen Neil Cost: \$85 (1 session)  
plus kit of seed beads and needles \$4.00  
Saturday, May 16, 10:00 am—4:30 pm

Embellishing quilts and stitch work with beads and other objects is becoming more and more popular. You will learn basic and innovative ways of attaching beads and other found objects to quilts and other needlework. We will begin by making a small quilt and then learn a variety of stitches to embellish it with beads. We will also explore edgings and fringes, which are stunning on small pieces. Eileen will have an amazing assortment of bead to purchase.



**BEGINNER**

Added Session: Friday, May 15,  
10 am—4:30 pm

### #79 Curvatures

Susan McGregor Cost: \$48 (1 session)  
Saturday, May 17, 10:00 am—4:00 pm

No need to follow the straight and narrow. In this class you will learn a bit about colour themes and how to design your own unique masterpiece. You will learn just how easy it is to sew these gentle curves together. Ideas on how to quilt and embellish your wall hanging will be included.

Machine Required

**BEGINNER**



### #26 Dyeing in a Hurry

Susan Purney Mark  
Cost: \$24 plus kit fee  
(\$10 payable to instructor)  
Thursday, May 21, 1:30 pm—4:30 pm



We love the look of hand dyed fabrics in our quilts! In this short class you'll have the opportunity to make a **veritable rainbow of exciting colour** with just a few easy steps! This class is perfect for those new to dyeing and those who want to learn just the basics. Come and be excited by the possibilities!

**BEGINNER**

### #92 Stamp Making:

#### Hand-cut Rubber Stamps for Textiles

Laurie Kanester Cost: \$24 plus \$10 supply fee  
(payable to instructor)  
Thursday, May 21, 5:30 pm—8:30 pm

Cut your own stamps and explore many of the applications. Add more dimension and originality to your projects. You will be introduced to a number of options for making stamps, focusing on "softoleum" (an easy to carve rubber). Then investigate many possible mediums to stamp and block print on your fabrics, paints, dyes, fabric inks, discharge paste, even polymer clay for embellishments. Participants will be encouraged to experiment, mix and match ideas and enjoy this creative, intuitive medium. Many examples will be available and students will have access to the instructor's collection of hand made stamps to work with.



**BEGINNER**

### #16 Batiks for Quilters

Susan Purney Mark Cost: \$98  
(plus \$20 materials fee to instructor)  
Saturday & Sunday, May 30 and 31, 10:00 am—4:00 pm


Quilters design their own unique one-of-a-kind fabrics using simple tools, dyes and soy wax...no messy clean-up---just wash this wax away! Students will be using wax, tools and multiple dye baths and learning to play with colour and pattern. These are easy techniques and perfect for the beginner designer!

**BEGINNER**

## June

**#10 Beginners Sampler Patchwork**  
 Denise Gunn Cost: \$120 plus materials  
 Tuesday evenings 5:30 pm—8:30 pm  
 5 sessions, June 2—June 30

Looking to learn new, easy time saving techniques? In this sampler class you will learn to perfect the scant 1/4" seam, and how to make six different blocks using new quilting tools including Square in a Square and "Triangulations". You can create a charming wall hanging, table topper or table runner with the queen of easy.



**BEGINNER**

**#96 Frosted Memories**  
 Denise Gunn Cost: \$96 plus supplies  
 Afternoon Sessions: Wednesdays, 1:00 pm—4:00pm  
 Evening Sessions: Wednesdays, 5:30 pm—8:30 pm  
 4 sessions, June 3—June 24

Moda's Frosted Memory line is the inspiration for this stunning yet easy heirloom Christmas quilt. Limited fabric and kits available. Sign up now for the class and/or kit waiting list to avoid disappointment, and have a fresh quilt for Christmas.



**INTERMEDIATE**

**Morning Sessions:**  
 9:00 am—noon

**#98 "Touch of the Orient"**  
 Susan McGregor Cost: \$80 plus supplies (2 sessions)  
 Sundays, June 7 & 14, 10:00am—3:00pm



In this class you will learn several techniques – such as curved piecing (with no fuss), how to make your on bias strips, and three dimensional flowers. Finish it off by embellishing it with beads for a beautiful Oriental style wall hanging.

Machine required  
**INTERMEDIATE**

**#28 Hand Quilting**  
 Susan Purney Mark Cost: \$24 -includes fabric kit  
 Monday, June 8, 9:30 am—12:30 pm

Master the skills of beautiful hand quilting, learn about the correct needles, frames, battings and threads! Students will make a small sample suitable for a pillow or wall hanging.

**BEGINNER**

**#26 Dyeing in a Hurry**  
 Susan Purney Mark  
 Cost: \$24 plus kit fee  
 (\$10 payable to instructor)  
 Monday, June 8, 6:00 pm—9:00 pm



We love the look of hand dyed fabrics in our quilts! In this short class you'll have the opportunity to make a *veritable rainbow of exciting colour* with just a few easy steps! This class is perfect for those new to dyeing and those who want to learn just the basics. Come and be excited by the possibilities!

**BEGINNER**

**#44 Machine Quilting 101 Walking Foot,**  
 Daphne Greig Cost: \$24 (includes quilt sandwich kit)  
 Thursday, June 18 9:30 am—12 noon

Are you new to machine quilting? Learn how to use your walking foot to evenly quilt straight lines and simple curves in this hands-on class.  
 Sewing Machine required.

**BEGINNER**



**#45 Machine Quilting 201 – Stippling,**  
 Daphne Greig Cost: \$24 (includes quilt sandwich kit)  
 Thursday, June 18 12:30 pm—3:30 pm

Learn to relax and let your machine do the work as you create free form 'puzzle piece' quilting. Gain courage and confidence in this class. Small supply list – your kit includes most items you will need. Sewing Machine required. Basic machine quilting skills required.

**INTERMEDIATE**




**#85 Deconstructive Screen Printing for the Art Quilter**

Susan Purney Mark Cost \$98 plus kit fee  
 (\$15 paid to instructor)  
 Saturday & Sunday, June 20 & 21, 10:00 am—4:00 pm

Quilters will be introduced to the fundamentals of deconstructive (or breakdown) screen printing on fabric using simple screens and their own designs. Learn the basics of working with thickened dyes, colour mixing, pattern and repeat images. No experience necessary but must be willing to have fun.

**BEGINNER**



**#68 Machine Quilting: 301—Bobbin Quilting**  
 Daphne Greig Cost: \$24 (1 session)  
 (quilt sandwich and some threads & yarns provided)  
 Thursday June 25, 9:30 am—12 noon

Enrich your quilt or garment surfaces with beautiful bobbin drawing. Use thick threads in the bobbin and on the surface. Be wild and crazy!  
 Machine Required

\*\*Extra bobbin case recommended.  
**INTERMEDIATE**



**Reminder**  
 Our classroom is a  
 'scent free zone'.

**Machines and tools**  
 for may be reserved  
 for classes

## July

**#33 Photos to Fabric—  
 Design with Computer Images**  
 Daphne Greig Cost \$32 plus supplies  
 (\$5 kit fee payable to the instructor)  
 Saturday, July 11, 10:00 am—2:00 pm

Learn how to print your pictures onto fabric create components for fibre art. memory quilts or fabric books. Bring your photos on disk and Daphne will supply all computer equipment and special fabrics.

**BEGINNER**



**#29 “Easy Curved Borders”**  
 Susan McGregor Cost: \$48 plus supplies  
 Sunday, July 12, 10:00 am—4:00 pm



Tired of straight borders, would like to try something new. This technique class will take you through the designing stage, right up to the preparation and layering of your curved fabric segments. Add bias strips and you will truly have a stunning wall hanging. Machine required.

**INTERMEDIATE**

**#101 Aztec Sun—Give & Take Appliqué**  
 Daphne Greig Cost \$40 plus supplies  
 Tuesday, July 14, 10:00 am—3:00 pm

Two for one—that’s what you will get when you cut one of these great New York Beauty style blocks. Learn all about fusible appliqué and machine stitching in this class. There are many design possibilities!

Sewing machine & pattern required.

**BEGINNER**



**#77 Simple Stained Glass Quilts—No Bias, No Glue**  
 Daphne Greig Cost \$40 plus supplies  
 Friday, July 17, 10:00 am—3:00 pm



Discover a fresh approach to quilting inspired by the style and grace of stained glass windows. No bias tape, no glue—this terrific technique is almost too easy to be real! Choose **any project** from Daphne’s book. Machine required and book required:

**Simple Stained Glass Quilts**  
**BEGINNER**

**New Class**

**#109 Heron Garden Sculpture**  
 Kathryn Fudge Cost: \$55 (Kit fee \$125)  
 Saturday, July 18, 9:00 am—4:00 pm

Wouldn’t it look great in your garden?? Take this one-day workshop and you will have your own Heron to take home. Use the template available at the class or bring your own photo example. Placing art in your garden will give it a whole new sophisticated look!

**BEGINNER**



**#28 Hand Quilting**  
 Susan Purney Mark Cost: \$24 (includes fabric kit)  
 Tuesday, July 21, 10:00 am—1:00 pm

Master the skills of beautiful hand quilting, learn about the correct needles, frames, battings and threads! Students will make a small sample suitable for a pillow or wall hanging.

**BEGINNER**

**#26 Dyeing in a Hurry**  
 Susan Purney Mark Cost: \$24 plus kit fee  
 (\$10 payable to instructor)  
 Wednesday, July 22, 10:00 am—1:00 pm

We love the look of hand dyed fabrics in our quilts! In this short class you’ll have the opportunity to make a **veritable rainbow of exciting colour** with just a few easy steps! This class is perfect for those new to dyeing and those who want to learn just the basics. Come and be excited by the possibilities!

**BEGINNER**



**#99 Fabric Photo Books**  
 Daphne Greig Cost \$40 plus supplies  
 (\$5 kit fee payable to instructor)  
 Thursday, July 23, 10:00 am—3:00 pm

Blend your printed photos and a collage of fabrics and threads into a one-of-a-kind fabric book. Learn about book binding techniques in this fun class.

**INTERMEDIATE**



**#88 Gilded Christmas Tree with Machine Appliqué Hearts**  
 Denise Gunn Cost: \$24 per session  
 Monthly sessions:

Fridays, July 24—October 23, 1:00 pm—4:00 pm  
 or  
 Saturdays, July 25—October 24,  
 9:00 am—noon or 1:30 pm—4:30 pm


This is an heirloom quilt of remarkable elegance and charm. Classic patchwork and contemporary machine appliqué create a sparkling modern quilt. Learn shortcuts for variations of triangle patchwork using Triangulations, Square in a Square ruler and perfect your curved satin stitch.

**Requirements:** Sewing Machine  
**INTERMEDIATE**

**#102 Harmonic Convergence**  
 Daphne Greig Cost \$40 plus supplies\*\*  
 Friday July 31, 10:00 am—3:00 pm

Learn a magical, easy way to make a small wall quilt using this Ricky Tims technique. Simple rotary cutting and accurate piecing will be stressed. Choose multicolour fabrics or large scale prints for the best effect. Each quilt will be a unique work of art—the results will surprise you!

**\*\*Book Required:**  
**Convergence Quilts** (by Ricky Tims)  
**BEGINNER**



## August

### #103 Discharge Dyeing Techniques & Shiva Paintstiks

Gloria Daly Cost: \$80 plus supplies  
 Saturday & Sunday, August 8 & 9, 10:00 am-3:00 pm

This project uses bleaching and dyeing techniques. Starting with dark coloured fabric, the student will begin the resist process by using one of several methods. Dipping, painting, and printing techniques will be explored, using Discharge Paste, Thiourea Dioxide and Bleach Pens. Depending on the colour fabric being discharged, the treated areas will cover a wide range of tones from very pale to almost bone white. Black fabrics will react with many exciting subtle changes. These discharged areas may be re-coloured with Shiva Paintstiks & Procion MX dyes. Discharge adds another dimension to your fabrics. After the fabric has been rinsed and a colour added, the stitching can begin!

**BEGINNER**



Cathy Lee, student

### #104 Gilded Purse( bobbin work)

Daphne Greig Cost: \$40 plus supplies  
 Tuesday, August 11, 9:30 am—2:30 pm



Decorate a fabulous large-scale print with shiny bobbin quilting—use a floral print or abstract to make your own unique fabric. Then make a fun purse to showcase your creativity.

Machine required.

**INTERMEDIATE—free motion quilting skills required**

### #105 Crazy Quilted Stars for Christmas

Daphne Greig Cost: \$48 plus supplies  
 Saturday, August 15, 10:00 am—4:00 pm

Combine crazy quilting with a traditional sawtooth star block in this unique row quilt. You will also learn now to use paintstiks for stencilling on fabric in this class.

Machine required  
**INTERMEDIATE**




### #44 Machine Quilting 101 Walking Foot, Daphne Greig Cost: \$24 (includes quilt sandwich kit) Tuesday, August 18 9:30 am – 12 noon

Are you new to machine quilting? Learn how to use your walking foot to evenly quilt straight lines and simple curves in this hands-on class.

Sewing Machine required.

**BEGINNER**



### #45 Machine Quilting 201 – Stippling, Daphne Greig Cost: \$24 (includes quilt sandwich kit) Tuesday, August 18 12:30 pm—3:30 pm

Learn to relax and let your machine do the work as you create free form 'puzzle piece' quilting. Gain courage and confidence in this class. Small supply list – your kit includes most items you will need. Sewing Machine required. Basic machine quilting skills required.

**INTERMEDIATE**



**New Class**

### #109 Heron Garden Sculpture

Kathryn Fudge Cost: \$55 (Kit fee \$125)  
 Saturday, August 22, 9:00 am—4:00 pm

Wouldn't it look great in your garden?? Take this one-day workshop and you will have your own Heron to take home. Use the template available at the class or bring your own photo example. Placing art in your garden will give it a whole new sophisticated look!

**BEGINNER**



### Registration Policies

- You may register for classes in person or by phone at (250) 383-4023.
- **Payment must be made at the time of registration.** Cash, Cheque, Interac, Visa, Mastercard and American Express are accepted. GST is not included in workshop prices. No refunds or transfers unless we receive 7 days' notice. You are entitled to a full refund if the class is cancelled by Satin Moon.
- **20% OFF** fabric, notions, batting, required books & patterns for ANY current class supply list.
- **20% OFF All Purchases** the days or nights you are in class (drop in **not** included).